

I Have Seen

Music: Michael Strand, lyrics: Neville Potter

Part 10: Hopes and Love

Verses 18–19

Duration 2:41

Verse 19 could be sung by a female singer (alto/soprano).

Lyrics verses 18–19

18. I've seen a man who dreamed a dream
that all mankind could share,
who taught that truth and love could
win,
where lies and hate had built a snare.
Then seen him left by those he helped
who somehow seemed to dare,
to throw his dreams back in his face,
and leave him hanging bare,
and leave him hanging there.

19. I've seen the hope of a wistful child,
exuberant with joy,
and felt the warmth of a love so pure,
that no man could alloy.
I saw him drink the morning sun,
that quadrillion-year-old boy,
and gazed upon the Milky Way,
as if it were his favourite toy.

Instrumentation

2 Vocals (2 tenors, or 1 tenor and 1 alto/soprano)

2 Keyboard- / Grand Piano-players

with MIDI keyboards/synthesizers analog and/or virtual (specified further below)

2 guitar players – Nylon strings guitar, Electric Guitar, Acoustic steel string guitar

1 Electric bass

Woodwinds

- Flute(s)
- Oboe(s)
- Core Anglais (English Horn)
- Clarinet(s)
- Bassoon(s)

Brass

- French Horns
- Trumpets
- Trombones
- Bass trombone
- Tuba
- Vibraphone (maybe keyboard / JX-8P patch)
- Church Organ (maybe keyboard)

Strings

- Violins I
- Violins II
- Viola
- Violoncellos
- Contrabass

Synthesizers

- Roland JX-8P / JX-10 / ML-VST PG-8X
 - Soundtrack 1
- Roland MKS-80 (Super Jupiter)
 - Soft Pad/Digital Rise *

Sound Effects

(in the beginning of verse 18)

- Rain
- Thunder and Lightnings
- Birds calling

* Soft Pad/Digital Rise has to be played as written. At the end of verse 19 let the sound fade out completely.

Roland synthesizer patches and parameters

See the next pages.

ROLAND JX-8P Tone Parameter / Patch-settings sheet

Settings for the Roland JX-8P and virtual MLVST PG-8X are identical.

Patch Name:

















Soundtrack - JX-8P

Tone Name:

Tone Parameter				
Parameter		Data Value		Own value
DCO 1	11	DCO 1 RANG	2', 4', 8', 16'	8'
	12	DCO 1 WF	Sawt, Puls, Squa, Nois	SAW
	13	DCO 1 TUNE	+12...0...-12	-12
	14	DCO 1 LFO	99-0	0
	15	DCO 1 ENV	99-0	0
DCO 2	21	DCO 2 RANG	2', 4', 8', 16'	8'
	22	DCO 2 WF	Sawt, Puls, Squa, Nois	SAW
	23	DCO 2 XMOD	Xmod, Snc2, Snc1, Off	Off
	24	DCO 2 TUNE	+12...0...-12	-12
	25	DCO 2 FTUNE	+50...-50	-12
	26	DCO 2 LFO	99-0	0
	27	DCO 2 ENV	99-0	0
DCO MOD	31	DCO DYNA	3, 2, 1, Off	3
	32	DCO ENV MODE	$\cap_{-1}, U_{-1}, \cap_{-2}, U_{-2}$	\cap_{-2}
MIXER	41	MIX DCO 1	99-0	85
	42	MIX DCO 2	99-0	85
	43	MIX ENV	99-0	46
	44	MIX DYNA	3, 2, 1, Off	1
	45	DCO2 MIX MODE	$\cap_{-1}, U_{-1}, \cap_{-2}, U_{-2}$	\cap_{-2}
VCF	51	HPF FREQ	3, 2, 1, Off	0
	52	VCF FREQ	99-0	41
	53	VCF RES	99-0	0
	54	VCF LFO	99-0	0
	55	VCF ENV	99-0	47
	56	VCF KEY	99-0	69
	57	VCF DYNA	3, 2, 1, Off	1
	58	VCF ENV MOD	$\cap_{-1}, U_{-1}, \cap_{-2}, U_{-2}$	\cap_{-1}
VCA CHORUS	61	VCA LEVEL	99-0	81
	62	VCA MODE	ENV2, GATE	ENV2
	63	VCA DYNA	3, 2, 1, Off	2
	64	CHORUS	2, 1, Off	1
LFO	71	LFO WF	Sine, Squa, Random	SINE
	72	LFO DELAY	99-0	61
	73	LFO RATE	99-0	80
	74	BEND DEPTH	99-0	17
ENV 1	81	ENV 1 ATT	99-0	99
	82	ENV 1 DECY	99-0	65
	83	ENV 1 SUS	99-0	43
	84	ENV 1 REL	99-0	71
	85	ENV 1 KEY	3, 2, 1, Off	Off
ENV 2	91	ENV 2 ATT	99-0	63
	92	ENV 2 DECY	99-0	85
	93	ENV 2 SUS	99-0	45
	94	ENV 2 REL	99-0	60
	95	ENV 2 KEY	3, 2, 1, Off	1

MIDI Function Settings		
11	CHANNEL	
12	PROGRAM CHANGE	
13	AFTER TOUCH	
14	PITCH BEND	
15	MOD. WHEEL	
16	PORTAMENTO	
17	HOLD	
18	VOLUME	
21	POLY OMNI	
22	MODE SENS	
23	DYNAMICS	
24	LOCAL	
25	ACTI SENSE	
26	System Exclusive	

MKS-80 Parameter Tables – Tones and Patches – Tone Section: **Soft Pad /Digital Rise**

Parameter			Value		Own values	
Area: (A/I) – Patch: Soft Pad /Digital Rise – Mode: Dual – Upper: 63 Digital Rise – Lower: 61 Soft Pad						
No	Display		Display		Upper	Lower
2	LFO RATE	LF0-1 Rate	0–100		65	64
3	LFO DLY	LF0-1 Delay Time	0–100		45	0
4	LFO WF	LF0-1 Waveform		Triangle Wave		
				Sawtooth Wave		
				Square Wave		
			RND	Random		
5	VCO LFO	VCO Modulation LF0-1 Depth	0–100		37	26
6	VCO ENV	VCO Modulation ENV-1 Depth	0–100		0	0
7	PW	Pulse Width	0–100		0	9
8	PWM	Pulse Width Modulation	0–100		0	18
9	PWM SEL	PWM Mode Selector	ENV	ENV-1	ENV	LFO
			LFO	LF0-1		
			KBD	Keyboard		
10	PWM POL	PWM Polarity	NRM	Normal	NRM	NRM
			INV	Invert		
11	VCO KYBD	VCO Key Follow	0–100		0	0
12	VCO SEL	VCO Selector (Key Follow)	1	VCO 1	OFF	OFF
			OFF	OFF		
			2	VCO 2		
13	XMOD MAN	Cross Modulation Manual Depth	0–100		0	0
14	XMOD ENV	X-MOD ENV-1 Depth	0–100		0	0
15	XMOD POL	X-MOD Polarity	NRM	Normal	NRM	NRM
			INV	Invert		
16	VC01 MOD	VC0-1 Modulation	NRM	Normal	INV	NRM
			OFF	OFF		
			INV	Invert		
17	VC01 RNG	VC0-1 Range	32C–2C	32°C–2°C	16°C	4°C
18	VC01 WF	VC0-1 Waveform		Triangle		
				Sawtooth Wave		
				Pulse Wave		
				Square Wave		
19	VCO SYNC	VCO Synchro	1 → 2	VCO 1 → VCO 2	OFF	OFF
			OFF	OFF		
			1 ← 2	VCO 1 ← VCO 2		
20	VC02 MOD	VC0-2 Modulation	NRM	Normal	NRM	INV
			OFF	OFF		
			INV	Invert		
21	VCO2 RNG	VCO-2 Range	LOW	Low Frequency	16°C	4°C
			32C–2C	32°C–2°C		
			HI	High Frequency		
22	VCO2 TUN	VCO-2 Fine Tune	0–100		41	59
23	VCO2 WF	VCO-2 Waveform		Triangle Wave		
				Sawtooth Wave		
				Pulse Wave		
			NIS	Noise		
24	MIXER	Source Mix	0–100		47	54
25	HPF FREQ	High Pass Filter Cutoff Frequency	0–100		0	67
26	VCF FREQ	VCF Cutoff Frequency	0–100		64	53
27	VCF RESO	VCF Resonance	0–100		100	0
28	VCF ENV	VCF Envelope Selector	EG1	ENV-1	EG1	EG1
			EG2	ENV-2		
29	VCF ENV	VCF Envelope Polarity	NRM	Normal	INV	NRM
			INV	Invert		

30	VCF ENV	VCF Modulation ENV Depth	0-100		39	22
31	VCF LFO	VCF Modulation LFO-1 Depth	0-100		0	0
32	VCF KYBD	VCF Key Follow	0-100		100	64
33	VCA LEVL	VCA ENV-2 Level	0-100		100	100
34	VCA LFO	VCA Modulation LFO-1 Depth	0-100		0	0
35	DYN TIME	Dynamics Time	0-100		47	0
36	DYN LEVL	Dynamics Level	0-100		100	83
37	EG RESET	Envelope Reset	ON		ON	ON
			OFF			
38	EG1 DYN	ENV-1 Dynamics	ON		ON	ON
			OFF			
39	EG1 A	ENV-1 Attack Time	0-100		0	0
40	EG1 D	ENV-1 Decay Time	0-100		65	48
41	EG1 S	ENV-1 Sustain Level	0-100		86	13
42	EG1 R	ENV-1 Release Time	0-100		93	26
43	EG1 KYBD	ENV-1 Key Follow	0-100		11	0
44	EG2 DYN	ENV-2 Dynamics	ON		ON	ON
			OFF			
45	EG2 A	ENV-2 Attack Time	0-100		41	56
46	EG2 D	ENV-2 Decay Time	0-100		74	65
47	EG2 S	ENV-2 Sustain Level	0-100		86	27
48	EG2 R	ENV-2 Release Time	0-100		82	64
49	EG2 KYBD	ENV-2 Key Follow	0-100		19	9

MKS-80 Parameter Tables – Tones and Patches – Patch Section

Soft Pad / Digital Rise – UPPER and LOWER

Parameter			Value		Own upper	Own lower
No	Display		Display			
51	MODE	Key Mode	WHOL	Whole	DUAL	DUAL
			SPL2	Split 2		
			SPL1	Split 1		
			DUAL	Dual		
52	S. POINT	Split Point	A0-C8		C4	C4
53	BALANCE	Balance	0-100		50	50
	TONE	Tone Number	11-88		63	61
54	OCTAVE	Octave Shift	-2	2 OCT Down	NORM	NORM
			-1	1 OCT Down		
			NORM	Normal		
			+1	1 OCT Up		
			+2	2 OCT Up		
55	ASSIGN	Assign Mode	SOLO		PLY1	UNI2
			UNI 1	Unison 1		
			UNI 2	Unison2		
			PLY 1	Poly 1		
			PLY 2	Poly 2		
56	DETUNE	Unison Detune	0-100		0	12
57	HOLD	Hold	MIDI		MIDI	MIDI
			ON			
			OFF			
58	GLIDE	Glide	0-100		0	0
59	BENDER	Bender Sensitivity	0-100		100	100
60	VCO-1	VCO-1 Bend	WIDE		WIDE	WIDE
			NORM	Normal		
			OFF			
61	VCO-2	VCO-2 Bend	WIDE		OFF	OFF
			NORM	Normal		
			OFF			
62	TOUCH	After Touch Sensitivity	0-100		72	75
63	SELECT	After Touch Mode Selector	VCO	VCO LFO-2 MOD	VCF	VCF
			VCF	VCF FREQ		
64	RATE	LFO-2 Rate	0-100		55	55